

**Water Control Gates**

**Gate Size**

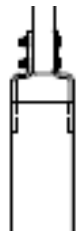
Location: \_\_\_\_\_

Project Name: \_\_\_\_\_

Quantity of Valves \_\_\_\_\_

Material:  304 L SS  
 316 L SS

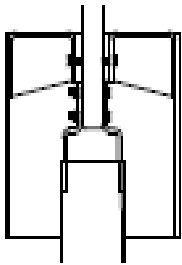
**Top Style**



Plain



V Notch



Baffle

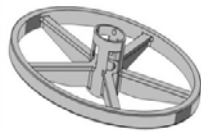
**Electric**

Volts \_\_\_\_\_

Phase \_\_\_\_\_

Cycles \_\_\_\_\_

**Manual**



Hand Wheel



Hand Crank

**Stem Cover**

Clear Polycarbonate

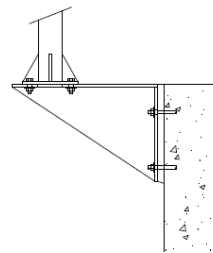
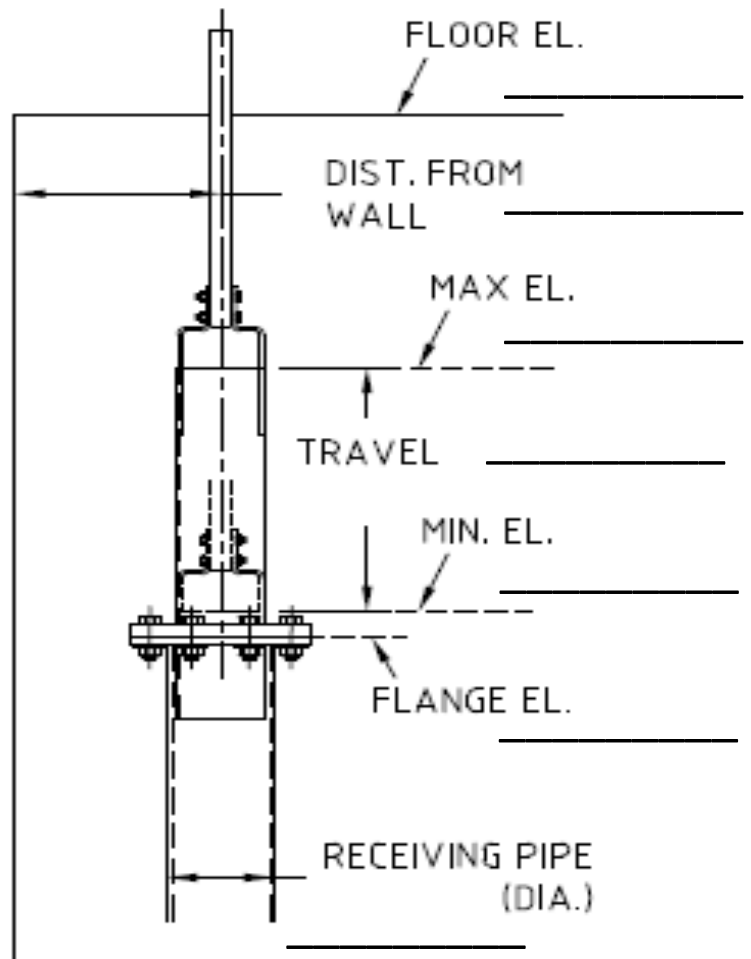
Aluminum

Other \_\_\_\_\_

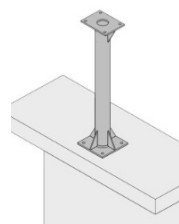
**Stem Configuration**

Rising Stem

Non-Rising Stem



Wall Mounted



Floor Mounted